

# PMEX UPDATE

<b>WTI</b> 76.30 -1.04%	<b>SELL</b>		
	Entry	Stoploss	Take Profit
	77 - 76.76	77.64	75.89 - 75.5

The scrip is trading below its 200 DMA. The RSI resides at 41.

<b>BRENT</b> 81.00 -1.17%	<b>SELL</b>		
	Entry	Stoploss	Take Profit
	81.64 - 81.23	82.26	80.6 - 80

The scrip is trading above its 200 DMA. The RSI resides at 46.

<b>GOLD</b> 1,995.60 0.14%	<b>BUY</b>		
	Entry	Stoploss	Take Profit
	1988 - 1991	1,981.2	1997.5 - 2000

The scrip is trading above its 200 DMA. The RSI resides at 58.

<b>GAS</b> 2.87 -1.07%	<b>SELL</b>		
	Entry	Stoploss	Take Profit
	2.902 - 2.882	2.95	2.841 - 2.818

The scrip is trading below its 50 MA (4-hourly). The RSI resides at 40.

<b>PLATINUM</b> 932.9 0.21%	<b>BUY</b>		
	Entry	Stoploss	Take Profit
	929 - 931.5	927.07	939 - 942

The scrip is trading above its 50 DMA. The RSI resides at 57.

<b>SILVER</b> 23.72 0.14%	<b>BUY</b>		
	Entry	Stoploss	Take Profit
	23.595 - 23.65	23.41	23.888 - 23.967

The scrip is trading above its 200 DMA. The RSI resides at 57.

<b>COPPER</b> 3.76 -0.08%	<b>SELL</b>		
	Entry	Stoploss	Take Profit
	3.79 - 3.78	3.82	3.7433 - 3.7386

The scrip is trading below its 200 DMA. The RSI resides at 58.

<b>COTTON</b> 80.89 0.25%	<b>BUY</b>		
	Entry	Stoploss	Take Profit
	79.85 - 80.15	79.57	81.2 - 81.3

The scrip is trading below its 200DMA . The RSI resides at 48.

<b>DOW</b> 35,299 -0.05%	<b>BUY</b>		
	Entry	Stoploss	Take Profit
	35200 - 35240	35,081	35400 - 35450

The index is trading above its 50 DMA. The RSI resides at 69.

<b>S&amp;P 500</b> 4,566 -0.03%	<b>BUY</b>		
	Entry	Stoploss	Take Profit
	4540 - 4550	4,523	4580 - 4585

The index is trading above its 50 DMA. The RSI resides at 69.

# PMEX UPDATE

<b>NASDAQ</b> 16,050 	BUY		
	Entry	Stoploss	Take Profit
	15965 - 16009	15,893	16155 - 16165

The index is trading above its 50 DMA. The RSI resides at 68.

<b>EUR-USD</b> 1.0903 	BUY		
	Entry	Stoploss	Take Profit
	1.0869 - 1.089	1.0840	1.0934 - 1.095

The scrip is trading above its 200 DMA. The RSI resides at 66.

<b>USD-JPY</b> 149.18 	SELL		
	Entry	Stoploss	Take Profit
	149.95 - 149.58	150.45	148.87 - 148.73

The scrip is trading below its 50 DMA. The RSI resides at 42.

<b>GBP-USD</b> 1.2503 	BUY		
	Entry	Stoploss	Take Profit
	1.2462 - 1.2487	1.2423	1.2526 - 1.254

The scrip is trading above its 200 DMA. The RSI resides at 62.

## Major Headlines

### Oil down more than 1% as uncertainty swirls over delayed OPEC+ meeting

Oil prices fell by more than 1% on Thursday, extending losses from the previous session, after OPEC+ postponed a ministerial meeting, leading to speculation that producers might cut output less than earlier anticipated. futures were down \$1.04, or 1.3%, at \$80.92 a barrel by 0230 GMT, after falling as much as 4% on Wednesday. U.S. [see more...](#)

### Gold prices retreat as U.S. dollar strengthens and yields rise

In early Asian trading today, gold prices experienced a downturn, moving from \$2,006 to \$1,990, amid a stronger US dollar and rising Treasury yields. The US Dollar Index, a measure of the currency's strength against a basket of other major, currencies, reached 103.88. Concurrently, [see more...](#)

### Dow futures slip ahead of Thanksgiving holiday

US stock futures were trading slightly lower during Wednesday's evening deals, following a positive close for major benchmark averages as investors digested the latest jobless claims data ahead of the Thanksgiving public holiday. By 6:20 pm ET (11:20 pm GMT) Dow Jones Futures, S&P 500 Futures and Nasdaq 100 Futures declined 0.1% apiece. During Wednesday's regular session, the Dow [see more...](#)

### Japanese Yen strengthens further; USD/JPY seems vulnerable to extend its depreciating move

The Japanese Yen (JPY) gave back some of its recent strong gains against the US Dollar (USD) and continued with its weakening trend for the second successive day on Wednesday. Against the backdrop of Tuesday's [see more...](#)

### EUR/USD Price Analysis: Holds above 1.0900 ahead of the Eurozone PMI data

The EUR/USD pair snaps its two-day losing streak and surges above 1.0900 during the Asian session on Thursday. Traders will closely monitor the Eurozone preliminary PMI data and the minutes of the ECB on Thursday. The markets remain subdued due to the Thanksgiving day holiday in the US on Thursday. The major pair currently [see more...](#)

### GBP/USD attempts to regain ground, hovers around 1.2500

GBP/USD strives to bounce back after its three-day winning streak paused in the previous session, trading marginally higher around 1.2500 during the Asian session on Thursday. The pair faced challenges in the previous. session, influenced by the strengthened US Dollar (USD) following [see more...](#)

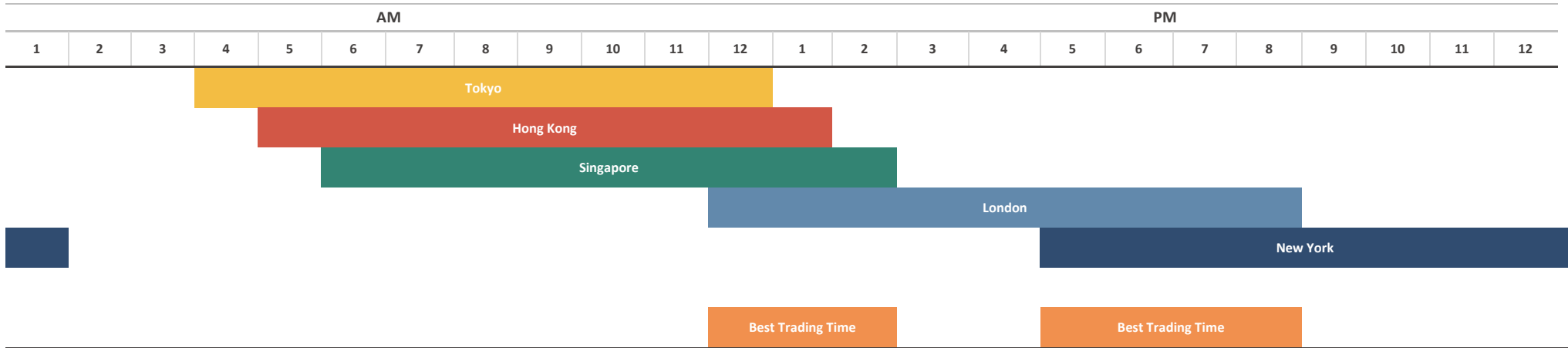
# ECONOMIC CALENDAR



Event	Dates	Time	Currency	Importance	Actual	Forecast	Previous
Existing Home Sales (Oct)	21-Nov-23	8:00 PM	USD	High Volatility	3.79M	3.90M	3.95M
Existing Home Sales	21-Nov-23	8:00 PM	USD	High Volatility			3.96M
FOMC Meeting Minutes	22-Nov-23	12:00 AM	USD	High Volatility			
FOMC Meeting Minutes	22-Nov-23	5:30 AM	USD	High Volatility			
Autumn Forecast Statement	22-Nov-23	3:00 PM	GBP	High Volatility			
Core Durable Goods Orders (MoM) (Oct)	22-Nov-23	6:30 PM	USD	High Volatility	0.00%	0.10%	0.20%
Initial Jobless Claims	22-Nov-23	6:30 PM	USD	High Volatility	209K	225K	233K
Crude Oil Inventories	22-Nov-23	8:30 PM	USD	High Volatility	8.701M	1.160M	3.600M
FOMC Meeting Minutes	23-Nov-23	12:00 AM	USD	High Volatility			
S&P Global Services PMI (Nov)	24-Nov-23	7:45 PM	USD	High Volatility		50.3	50.6

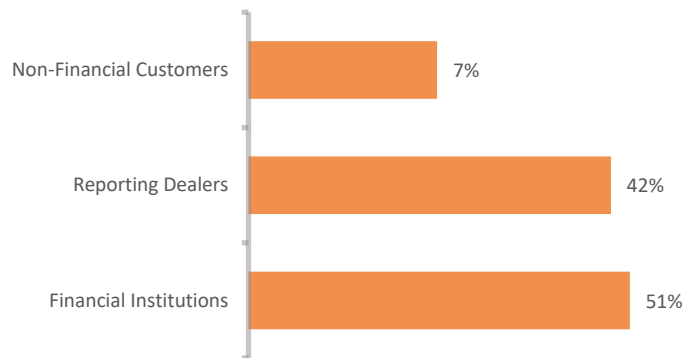
# FOREX MARKETS' STATISTICS

**Forex Market Hours**

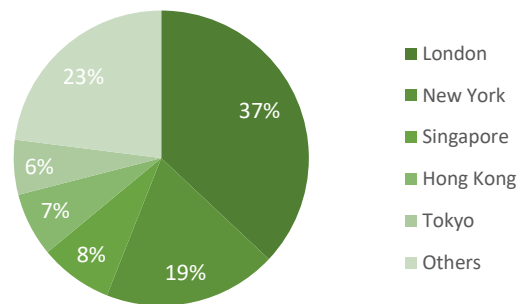


Note: This chart shows the normal forex trading times of all the major forex trading centers across the globe in Pakistan Standard Time.

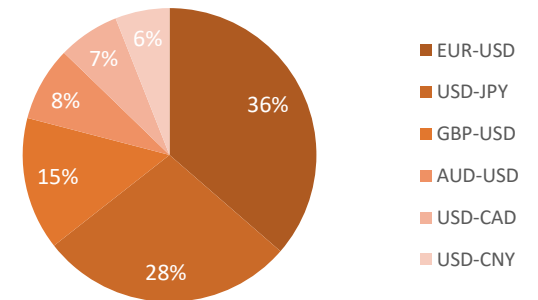
**Forex Turnover by Counterparty**



**Markets' Share in Total Forex Turnover**



**Most Traded Currency Pairs**



Sources: ACPL Research, Forexmarkethours, Dailyfx, Ig

# DISCLAIMER

This report has been prepared by Abbasi and Company (Private) Limited and is provided for information purposes only. Abbasi and Company (Private) Limited (ACPL) is engaged in brokerage business of commodities futures in Pakistan and to provide the trading/ execution facility on Pakistan Mercantile Exchange (PMEX). There is risk of loss in trading in derivatives (futures). The author, directors and other employees of Abbasi and Company (Private) Limited and its affiliates cannot be held responsible for any loss in trading. Futures; futures on margin carries a high level of risk and may not be suitable for all investors. The high degree of leverage can work against the investor/ traders. Before deciding to invest in Commodity derivatives, you should carefully consider your investment objectives, level of experience, and risk appetite. The possibility exists that you could sustain a loss of some or all of your initial investment and therefore you should not invest money that you cannot afford to lose. You should be aware of all the risks associated with futures trading in commodities and other financial products. We take no responsibility for any loss made in investment on any instruments through us. In any event Abbasi and Company (Private) Limited, its affiliates, agents will not be liable to anyone for any decision made or action taken for investment/ trading. Abbasi and Company (Private) Limited, its affiliates, directors and employees cannot be held responsible for any loss in trading due to any problem in connectivity; failure of system; technical problem in the software or any other reason whatever. All the reports/ recommendations/ trading calls/ opinions are advisory in nature and contains the opinions of the author, which are not to be construed as investment advices. The author, directors and other employees of Abbasi and Company (Private) Limited and its affiliates cannot be held responsible for the accuracy of the information presented herein or for the results of the positions taken based on the opinions expressed in the reports/ views from Abbasi and Company (Private) Limited. All the views/ recommendations/ trading calls and opinions are based on the information, which are believed to be accurate and no assurance can be given for the accuracy of these information.

Derivatives trading involve substantial risk. The valuation of the underlying may fluctuate, and as a result, clients may lose their entire original investment. In no event should the content of this research report be construed as an express or an implied promise, guarantee or implication by, or from, Abbasi and Company (Private) Limited that you will profit or that losses can, or will be, limited in any manner whatsoever. Past results are no indication of future performance. The information provided in this report is intended solely for informative purposes and is obtained from sources believed to be reliable. Information is in no way guaranteed. No guarantee of any kind is implied or possible where projections of future conditions are attempted. Investments in securities market are subject to market risks, read all the related documents carefully before investing.

All rights reserved by Abbasi and Company (Private) Limited. This report or any portion hereof may not be reproduced, distributed, or published by any person for any purpose whatsoever. Nor can it be sent to a third party without prior consent of Abbasi and Company (Private) Limited. Action could be taken for unauthorized reproduction, distribution, or publication.

The research analyst, primarily involved in the preparation of this report, certifies that (1) the views expressed in this report accurately reflect his/her personal views about the subject commodity/index /currency pair and (2) no part of his/her compensation was, is or will be directly or indirectly related to the specific recommendations or views expressed in this report.

## DISCLOSURE

Following exchange rates are used to convert investment and profit values:

- USD/PKR: 285.13
- JPY/PKR: 1.94

To arrive at our Target Price, Abbasi & Company (Private) Limited uses following methods:

- Technical Analysis
- Fundamental Analysis

Furthermore, profit and returns are inclusive of all expenses including PMEX Fee, ACPL Fee & Sales Tax

## RESEARCH DISSEMINATION POLICY

Abbasi & Company (Private) Limited endeavors to make all reasonable efforts to disseminate research to all eligible clients in a timely manner through either physical or electronic distribution such as email, fax mail etc. Nevertheless, all clients may not receive the material at the same time.

### PREPARED BY

Haroon Abdul Razzaq  
Phone: (+92) 42 38302028  
Ext: 116  
Email: haroon@abbasiandcompany.com

### RESEARCH DEPARTMENT

6 - Shadman, Lahore  
Phone: (+92) 42 38302028; Ext: 116, 117  
Email: research@abbasiandcompany.com  
web: www.abbasiandcompany.com

### HEAD OFFICE

6 - Shadman, Lahore  
Phone: (+92) 42 38302028  
Email: support@abbasiandcompany.com  
web: www.abbasiandcompany.com